



CRUISER LINE

56 51 46 41 41S 37 33



BAVARIA
SAILING



HIGH QUALITY

BAVARIA Yachts has one of the highest quality and safety standards in the entire yacht construction industry, together with state of the art style and design. One reason for this is our close collaboration with the leading construction and design companies in the world. Together, we develop high-performance models which easily surpass all CE requirements. Additionally, our yachts, as well as our production facility, are regularly inspected and certified by Germanischer Lloyd.

STATE OF THE ART

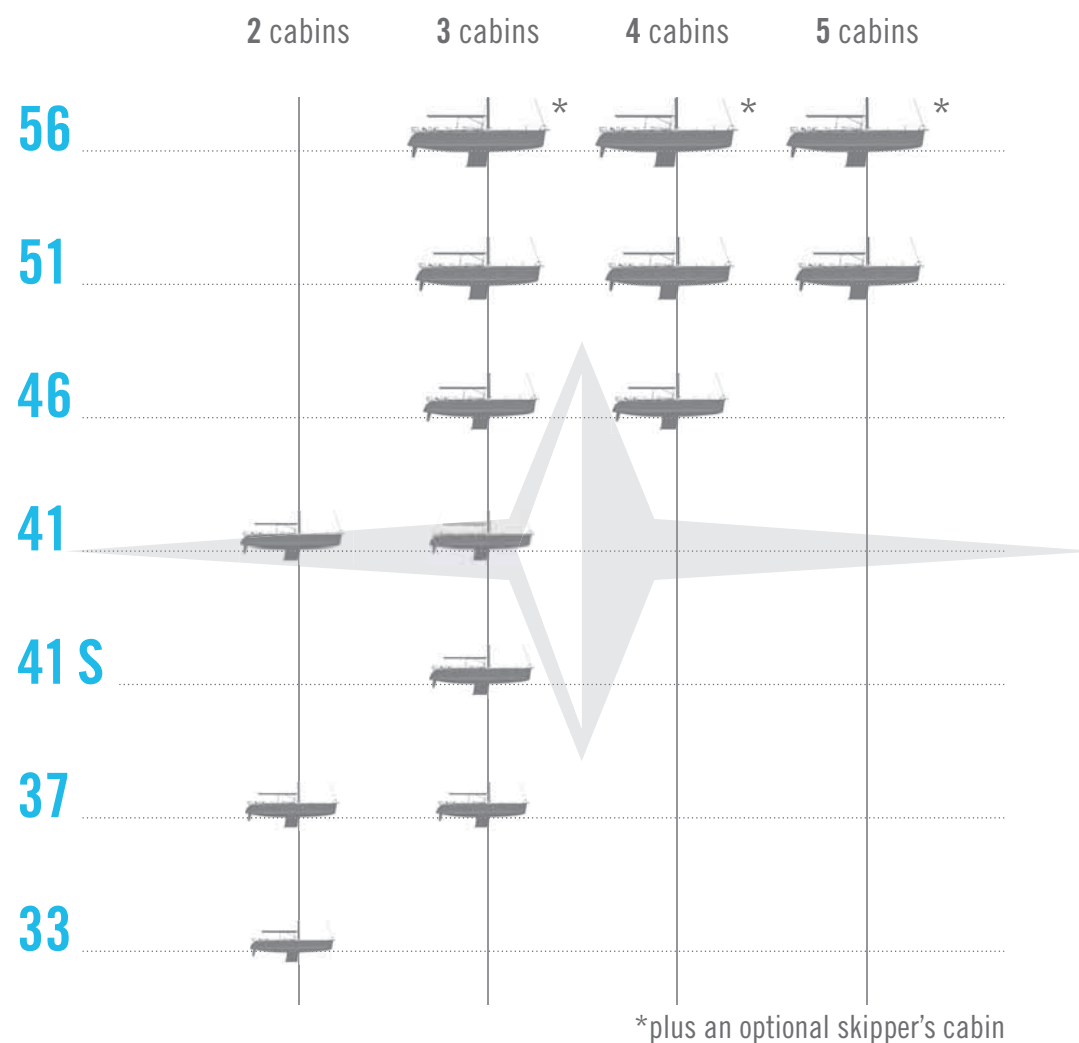
BAVARIA is one of the most successful yacht building companies in the world. In dialogue with our customers, we develop pioneering sail and motor yachts which combine dynamism, comfort and value stability – technical perfection for all those who love life on the water. When building our yachts, we benefit from our long-standing experience, the specialist expertise of our employees and one of the world's most modern series production facilities. We guarantee delivery and local service through our global distribution network.



CRUISER LINE

Luxury and performance

Experience freedom, luxury and exceptional sailing performance with the new line of BAVARIA CRUISERS. With a choice of seven models ranging from 33 feet to 56 feet, you can customise your boat from the numerous interior layout and design options. We have developed each model of the CRUISER line in close cooperation with Farr Yacht Design, one of the world's leading naval architects. The result is a unique yacht line that combines comfort, safety and utmost structural integrity with state-of-the-art hull shapes, autonomous design and perfect handling.



56



CRUISER 56

Luxury redefined

As the flagship of the CRUISER line, the CRUISER 56 enters new dimensions. It offers an incredible amount of space along its length of nearly 17 metres – including a spacious dinghy garage. The variable cockpit provides plenty of room to move. The handling is quite impressive, too: despite its size, the CRUISER 56 can be sailed without a hitch.



56 | Magnificent interior



Thanks to the cooperation with the British design studio Design Unlimited, the CRUISER 56 has the look of a genuine yacht, inside and out. Fine wood, modern shapes and plenty of light create a warm atmosphere. In the aft cabins you instantly notice the extra large beds, which promise perfectly comfortable sleep.



3-cabin version*



4-cabin version A*



4-cabin version B*



4-cabin version C*



5-cabin version A*



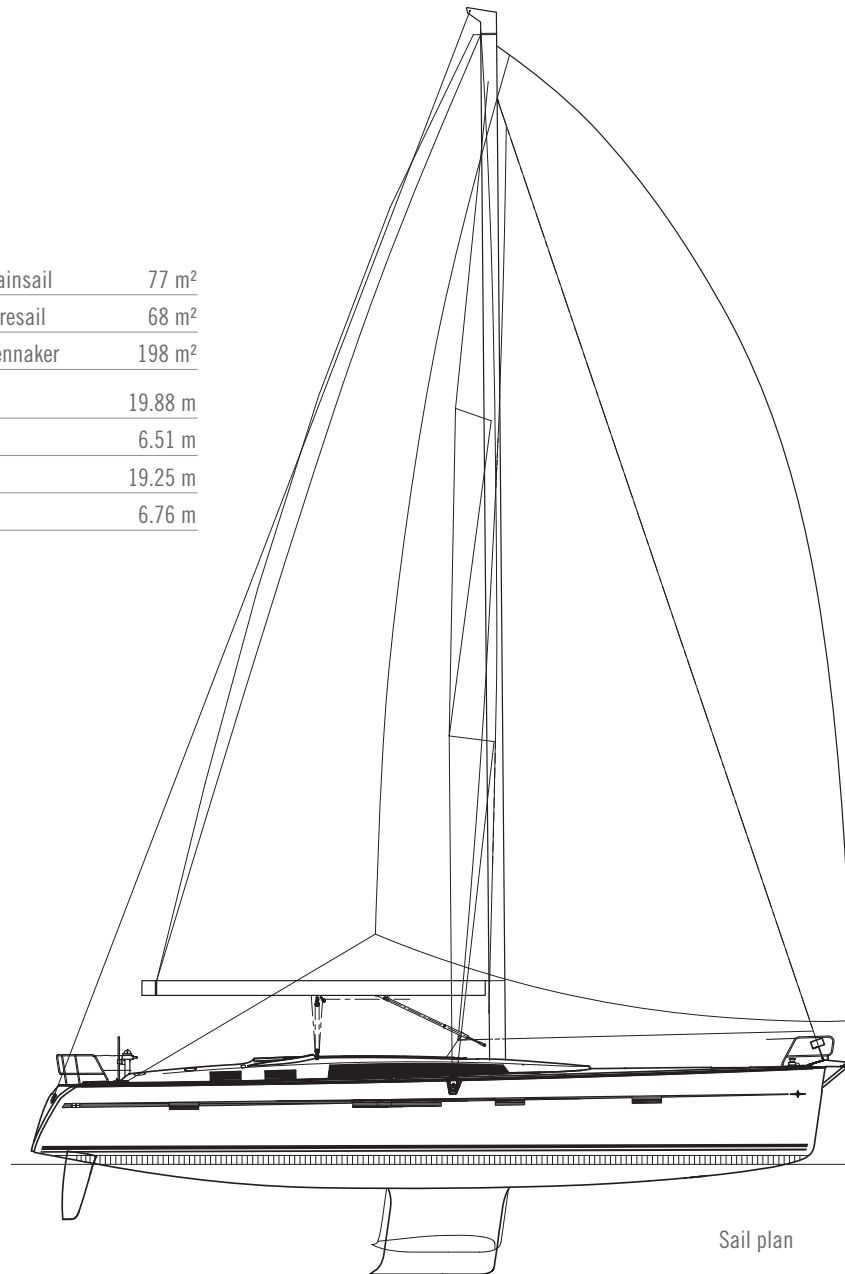
5-cabin version B*

*Optional skipper's cabin, sail storage locker as standard

56 | Technical data




Mainsail	77 m ²
Foresail	68 m ²
Gennaker	198 m ²
I	19.88 m
J	6.51 m
P	19.25 m
E	6.76 m



Twin rudders

Sail plan



Deck layout

Length overall	16.75 m
Length hull	16.16 m
Length waterline	15.63 m
Beam overall	4.76 m
Draught standard (option)	2.46 m (2.02 m)
Light weight displacement	18,596 kg
Ballast	5,500 kg
Engine	Yanmar Shaftdrive 4JH4-HTE
Engine power	74 kW (100 PS)

Fuel tank (approx.)	280 l
Water tank (approx.)	690 l
Cabins	3*/4*/5*
Berths	6/8/10
Height in salon	2.06 m
Mainsail (battened) and fore sail	145 m ²
Height of mast above waterline	23.25
Passengers	16
CE category	A

All data is subject to change without notice and given without warranty.

*plus an optional skipper's cabin





CRUISER 51




Free your life – in comfort and style

Elegant lines, carefully designed details and room for up to ten berths – the CRUISER 51 is stunning at first sight. The Owner's version can boast of being the most spacious yacht in its class. Living, sleeping, cooking – life on board has never been more comfortable. Like all the BAVARIA yachts, this premium yacht is optimized for handling and has excellent sailing characteristics.

51 | Your yacht, your choice




When it comes to designing the interior, there are no limits to the owner's imagination. The "Flexschott"-system allows the ability to change the forward cabin area in just a few simple steps from a five cabin into a four cabin version. With features such as the breakfast table, the CRUISER 51 shows how modern life and functionality can be united in a modern yacht.



3-cabin version




4-cabin version



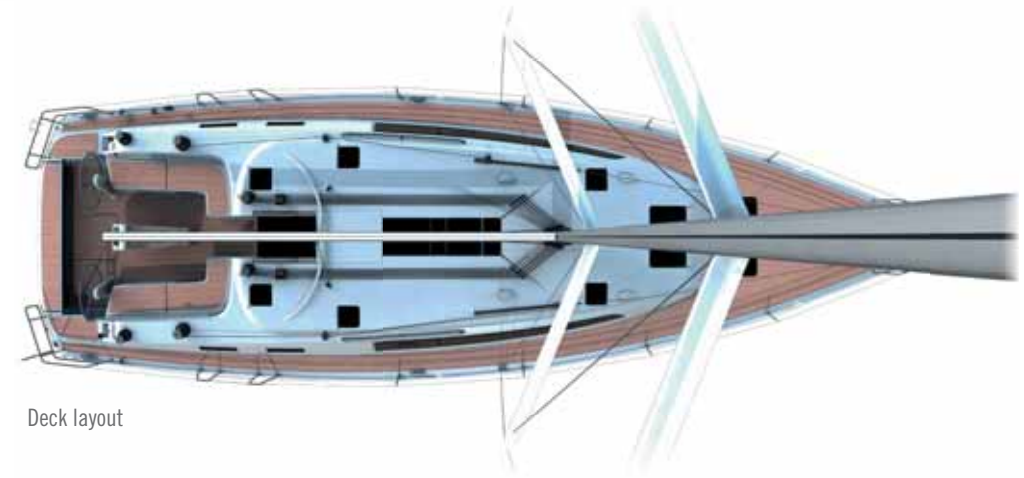
5-cabin version

51 | Technical data



Mainsail	67 m ²
Foresail	60 m ²
Gennaker	186 m ²
I	19.50 m
J	6.10 m
P	18.52 m
E	6.17 m

Sail plan



Deck layout

Length hull	14.99 m	Water tank (approx.)	560 l
Length waterline	13.86 m	Cabins	3/4/5
Beam overall	4.67 m	Berths	6/8/10
Draught standard (option)	2.25 m (1.85 m)	Height in salon	2.11 m
Light weight displacement	14,100 kg	Mainsail (battened) and fore sail	131 m ²
Ballast	4,600 kg	Height of mast above waterline	22.35 m
Engine	Volvo-Penta Saildrive D2-75	Passengers	12
Engine power	55 kW (75 PS)	CE category	A
Fuel tank (approx.)	280 l		

All data is subject to change without notice and given without warranty.



Twin rudders

40



CRUISER 46

Innovation through detail

With its impressive hull and striking design, the CRUISER 46 is a state-of-the-art yacht. The roomy cockpit area also boasts generous amounts of space: ergonomically arranged seating bays ensure optimal comfort for all crew members, while the innovative twin wheel steering provides superb handling and all-round visibility.




46 | Comfort by design




The CRUISER 46's interior is characterized by openness, comfort and additional space. Also the spacious master cabin has a dividing bulkhead. This bulkhead allows the 4-cabin version to be transformed into a 3-cabin version and back again as needed.





3-cabin version




4-cabin version

46 | Technical data




<u>Mainsail</u>	56 m ²
<u>Foresail</u>	51 m ²
<u>Gennaker</u>	150 m ²
<u>I</u>	17.91 m
<u>J</u>	5.53 m
<u>P</u>	17.19 m
<u>E</u>	5.55 m



Twin rudders

Sail plan



Deck layout

Length overall	14.27 m
Length hull	13.60 m
Length waterline	12.74 m
Beam overall	4.35 m
Draught standard (option)	2.10 m (1.73 m)
Light weight displacement	12,600 kg
Ballast	3,490 kg
Engine	Volvo-Penta Saildrive D2-55
Engine power	41 kW (55 PS)

Fuel tank (approx.)	210 l
Water tank (approx.)	360 l
Cabins	3/4
Berths	6/8
Height in salon	2.05 m
Mainsail (battened) and fore sail	108 m ²
Height of mast above waterline	20.75 m
Passengers	10
CE category	A


All data is subject to change without notice and given without warranty.



41



CRUISER 41



Enhanced cruising comfort

The CRUISER 41 exudes an air of comfort and warmth. The new, clean deck design features elegant lines and greater standing room in the forward cabin – all details that promote greater comfort and relaxation.

41 | Relaxation for the whole family



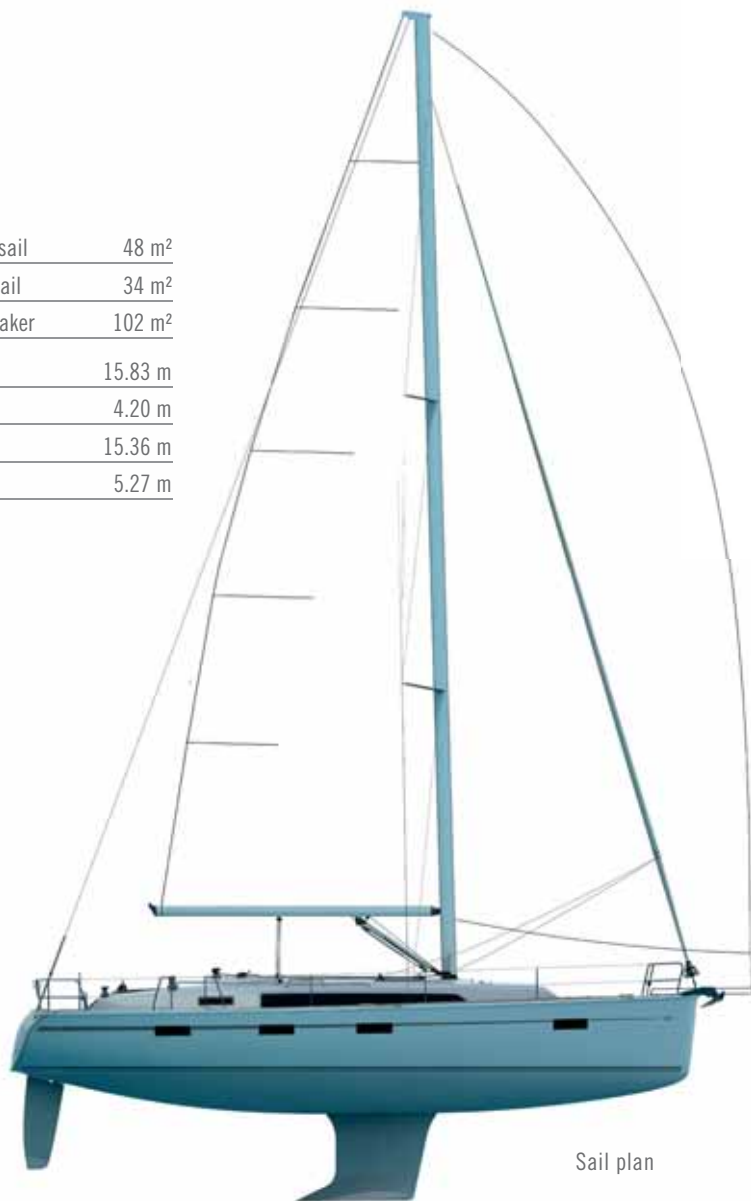
Below deck, the CRUISER 41 is all about luxurious comfort and generous amounts of space. Her optimised hatches and the large side coachroof windows allow a maximum amount of light into the interior, making the living quarters even more comfortable.




3-cabin version

41 | Technical data

Mainsail	48 m ²
Foresail	34 m ²
Gennaker	102 m ²
I	15.83 m
J	4.20 m
P	15.36 m
E	5.27 m



Sail plan



Deck layout

Length overall	12.35 m	Fuel tank (approx.)	210 l
Length hull	11.99 m	Water tank (approx.)	210 l
Length waterline	10.75 m	Cabins	2/3
Beam overall	3.96 m	Berths	4/6
Draught standard (option)	2.05 m (1.65 m)	Height in salon	1.94 m
Light weight displacement	8,680 kg	Mainsail (battened) and fore sail	82 m ²
Ballast	2,736 kg	Height of mast above waterline	18.68 m
Engine	Volvo-Penta Saildrive D1-30	Passengers	8
Engine power	21 kW (28 PS)	CE category	A

All data is subject to change without notice and given without warranty.

S 41



CRUISER **S**41

Sail like a pro

The BAVARIA CRUISER 41 S yacht was designed by Farr Yacht Design team who have a proven pedigree in offshore racing boats. The CRUISER 41 S is fully equipped for fast sailing in order to guarantee the optimum layout for each crew to perform at its best: The dyform performance rig from Seldén, main sheet system with ball bearing cockpit traveller, genoa cars with trimline system, six 2-gears aluminium cockpit winches from Lewmar and all lines led aft, make handling easy in all weather conditions.

When racing has finished, the crew are able to relax in comfort in the well-appointed interior that has become known as the standard of BAVARIA's hugely popular CRUISER-LINE.



41 S | Technical data



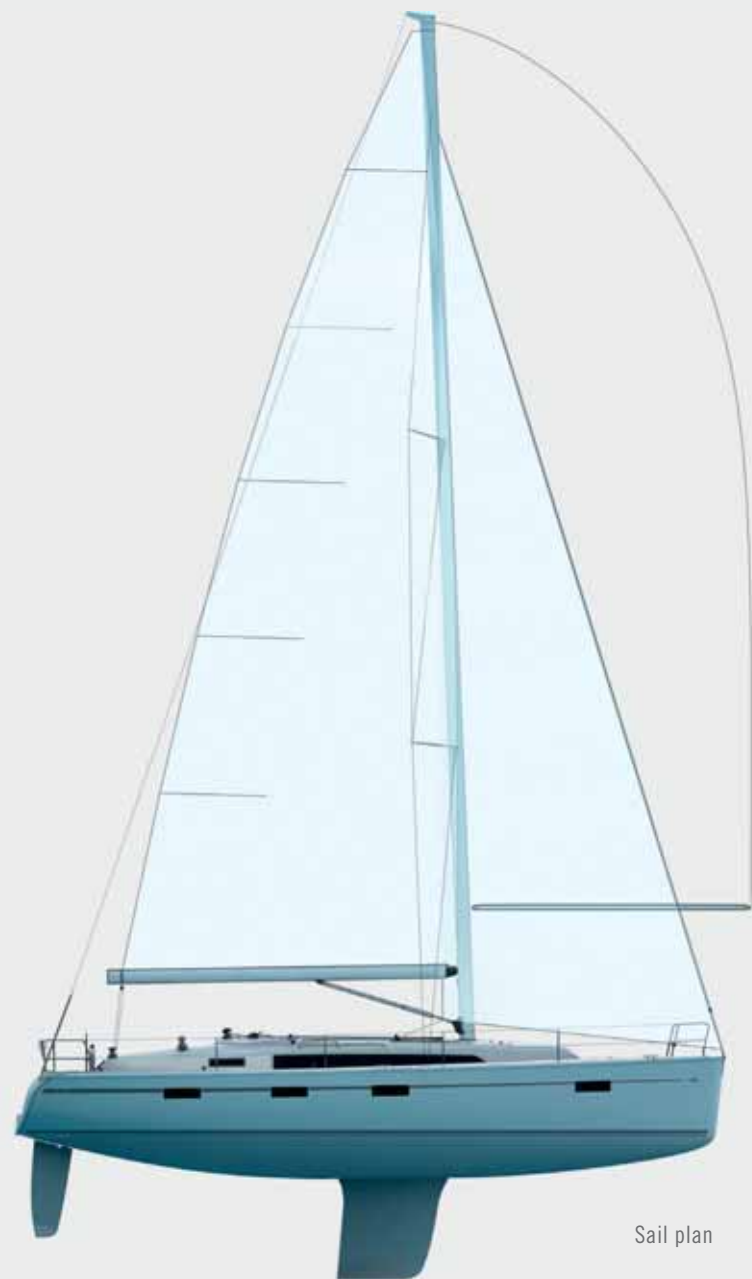
Length overall	12.35 m
Length hull	11.99 m
Length waterline	10.75 m
Beam overall	3.96 m
Draught standard	2.30 m
Light weight displacement	8,818 kg
Ballast	2,409 kg
Engine	Volvo-Penta Saildrive D1-30
Engine power	20.9 kW (28 PS)

Fuel tank (approx.)	210 l
Water tank (approx.)	210 l
Cabins	3
Berths	4
Height in salon	1.94 m
Mainsail (battened) and fore sail	86 m ²
Height of mast above waterline	– m
Passengers	8
CE category	A

All data is subject to change without notice and given without warranty.



3-cabin version



Sail plan

Mainsail	56 m ²
Foresail	40 m ²
Gennaker	122 m ²
I	15.83 m
J	4.22 m
P	15.80 m
E	5.66 m



37



CRUISER 37

Smart sailing

Like all new BAVARIA yachts, the CRUISER 37 has outstanding sailing properties. Other highlights include three coachroof windows, large panorama windows, a new deck design and the largest bathing platform on the market.



37 | Elegant interior

The spacious salon has a new storage concept for optimal organisation of life on board with multiple crew members. The new panorama windows allow plenty of light into the interior and together with the new coachroof windows help create a sense of greater spaciousness. The high-quality furnishings come in three different colours with a range of upholstery options.





2-cabin version



3-cabin version


37 | Technical data



Mainsail	41 m ²
Foresail	27 m ²
Gennaker	82 m ²
I	14.10 m
J	3.73 m
P	13.62 m
E	5.10 m



Sail plan




Deck layout

Length overall	11.30 m
Length hull	10.90 m
Length waterline	10.22 m
Beam overall	3.67 m
Draught standard (option)	1.95 m (1.63 m)
Light weight displacement	7,000 kg
Ballast	2,080 kg
Engine	Volvo-Penta Saildrive D1-20
Engine power	14 kW (19 PS)

Fuel tank (approx.)	150 l
Water tank (approx.)	210 l
Cabins	2/3
Berths	4/6
Height in salon	1.95 m
Mainsail (battened) and fore sail	65 m ²
Height of mast above waterline	16.82 m
Passengers	8
CE category	A

All data is subject to change without notice and given without warranty.



33



CRUISER 33

The next generation

New deck, new rig, new keel – the exterior design of the newly constructed CRUISER 33 makes sailors' hearts beat faster. There is comfortably enough room for helmsman and crew on the ergonomic cockpit benches. What is more, they provide clear access to the bathing platform, the largest in this class. The sailing properties exceed the requirements of any cruise sailor by far. Even so, single-handed sailing is easily possible as well – thanks to the exemplary handling and the easy access to the winches.



33 | Comfort writ large



The interior is marked by high-grade materials and first-rate carpentry. The amount of space and size of the beds are unique in this class. The large panorama windows allow plenty of light into the interior, and they grant a magnificent view to boot. The side windows are equipped with additional hatches.

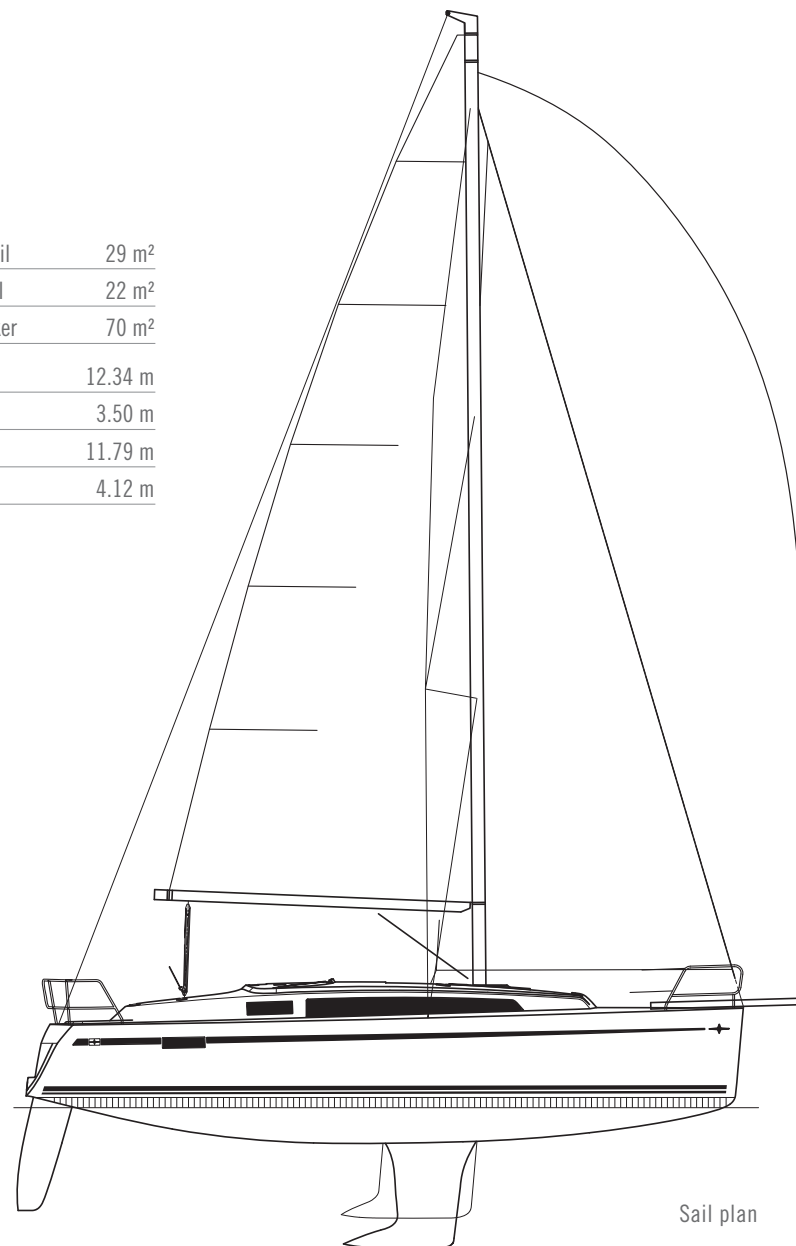



2-cabin version

33 | Technical data



Mainsail	29 m ²
Foresail	22 m ²
Gennaker	70 m ²
I	12.34 m
J	3.50 m
P	11.79 m
E	4.12 m





Deck layout

Length overall	9.99 m
Length hull	9.75 m
Length waterline	8.85 m
Beam overall	3.42 m
Draught standard (option)	1.95 m (1.50 m)
Light weight displacement	5,200 kg
Ballast	1,300 kg
Engine	Volvo-Penta Saildrive D1-20
Engine power	13 kW (18 PS)

Fuel tank (approx.)	150 l
Water tank (approx.)	150 l
Cabins	2
Berths	4
Height in salon	1.84 m
Mainsail (battened) and fore sail	51 m ²
Height of mast above waterline	14.80 m
Passengers	6
CE category	A

All data is subject to change without notice and given without warranty.





FEATURES

First-rate equipment

Attention to detail separates one class of yacht from another and the CRUISER line is a class apart through innovative and functional solutions. The highlight is the swimming platform which, when closed, serves as a comfortable seat for the helmsman and the crew.



The **twin-steering system** of the CR 56, 51, 46, 41 und 37. Good cover through high **spray hoods*** and **complete biminis*** against wind and weather



Bathing platform spans the entire width of the stern



Larger cockpit locker for easy loading and unloading; additional storage under the cockpit floor



All **halyards** and **lines** are led directly into the cockpit (ill. CR 41) for easy and centralised handling



The **genoa tracks** are positioned on top of the coach roof, ensuring excellent up-wind characteristics. **Short ways for the jib-sheets** makes tacking easy

*Option

Features



Ergonomically placed halyards and sheet winches



Roller furling mainsail and headsail ensure safe and easy handling for any size of boat




Flush hatches ensure an uncluttered deck



Twin rudders with the CR 56, 51 und 46



Thanks to the various hatches the interior benefits from excellent ventilation and light.



Flush-mounted portlights in the side windows



optional gennaker bowroller*



BAVARIA dual mainsheet, mid-boom sheeting system – enables exact trimming without traveller as well as safe gybing



The GPS plotter is mounted in the optional cockpit table*



Perfect position for the helmsman thanks to fold-out foot stands (CR 56, 51 und 46)

*Option



Interior

Veneer



Mahogany



Teak



Oak

Panelling



Mocca



Meteor



Ice White

Flooring



Oak nature



Walnut nature



Chestnut



Ocean Line

Mattresses



New Drell



Standard Creme



Standard Blue



Greybrown

Upholstery (fabric)



Standard Creme



Standard Blue



Comfort Creme



Comfort Blue



Comfort Brown



Comfort Orange

Upholstery (leather)



Leatherette White



Leatherette Brown



Leatherette Beige

Upholstery (real leather)



Creme



Havanna



Softgrey



Exterior

Flooring



Teak



DuraDeck

Hull colour



White



Grey

Sunbrella



Dove



Melon

Hood



Stone



Fox



Navy



Sand



Black



Dove

Combinations for the interior

Veneer		Flooring				Panelling			Upholstery												
		Oak nature	Walnut nature	Chestnut	Ocean Line	Mocca	Meteor	Ice White	Standard Creme	Standard Blue	Comfort Creme	Comfort Blue	Comfort Brown	Comfort Orange	Leatherette White	Leatherette Brown	Leatherette Beige	Leather Creme	Leather Havana	Leather Softgrey	
CRUISER 33/37/41/46/51	Standard	Mahogany	●	-	○	○	●	-	-	●	●	○	○	○	○	○	○	○	○	○	○
	Option	Teak	-	●	-	○	●	-	-	●	●	○	○	○	○	○	○	○	○	○	○
	Option	Oak	-	●	-	○	-	●	-	●	●	○	○	○	○	○	○	○	○	○	○
CRUISER 56	Standard	Mahogany	●	-	○	○	●	-	●*	●	●	○	○	○	○	○	○	○	○	○	○
	Option	Teak	-	●	-	○	●	-	●*	●	●	○	○	○	○	○	○	○	○	○	○
	Option	Oak	-	●	-	○	-	●	●*	●	●	○	○	○	○	○	○	○	○	○	○

*optionally available only for salon panels

Mattresses		Upholstery											
		Standard Creme	Standard Blue	Comfort Creme	Comfort Blue	Comfort Brown	Comfort Orange	Leatherette White	Leatherette Brown	Leatherette Beige	Leather Creme	Leather Havana	Leather Softgrey
CRUISER 33/37/41/46/51/56	New Drell (Standard)	●	●	●	●	●	●	●	●	●	●	●	●
	Standard Creme (Option "Living")	○	-	○	-	-	-	○	-	○	○	○	-
	Standard Blue (Option "Living")	-	○	-	○	-	-	-	-	-	-	-	-
	Greybrown (Option "Living")	-	-	-	-	○	○	-	○	-	-	-	○

Standard	●
Option	○
Not available	-

Please select the upholstery cover first and then the matching mattress cover.

Partners

We apply exacting standards to the production and quality of our yachts. Equally, these standards must also be met by the equipment, furnishings and accessories we offer. We meet our stringent requirements by collaborating with renowned business partners, all of which are market leaders in their respective fields.



since 1927





BAVARIA Yachtbau GmbH · Bavariastrasse 1 · 97232 Giebelstadt · Germany · Tel. +49 9334 942-0 · Fax +49 9334 942-1160
www.bavaria-yachtbau.com · info@bavaria-yachtbau.com

Some of the yachts shown here are equipped with optional extras which are available at an additional cost. Some details are based on design drawings and the final execution may differ.
This catalogue is not part of a contract. All descriptions, photos, etc. are for illustration purposes only.

