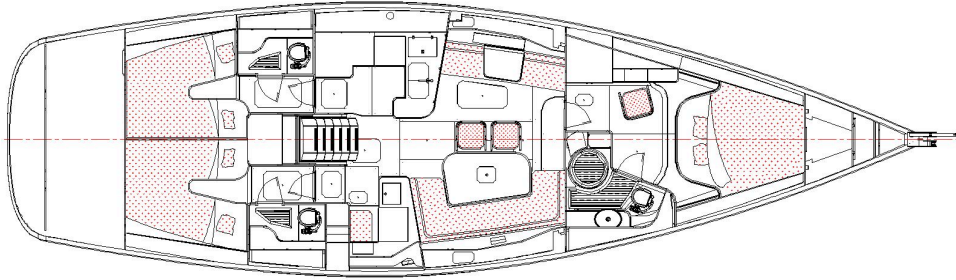


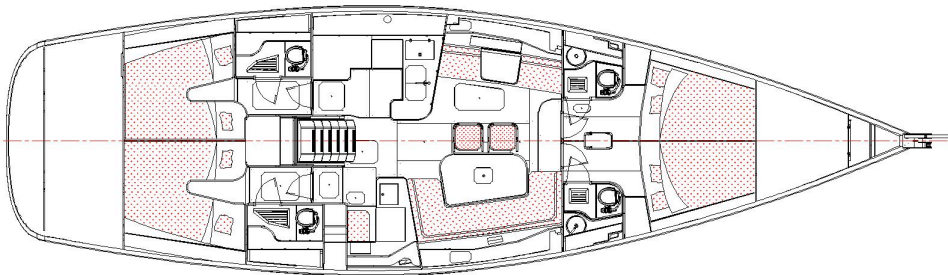
**IMPRESSION 514
STANDARD SPECIFICATION AND OPTIONS LIST**

September 2010

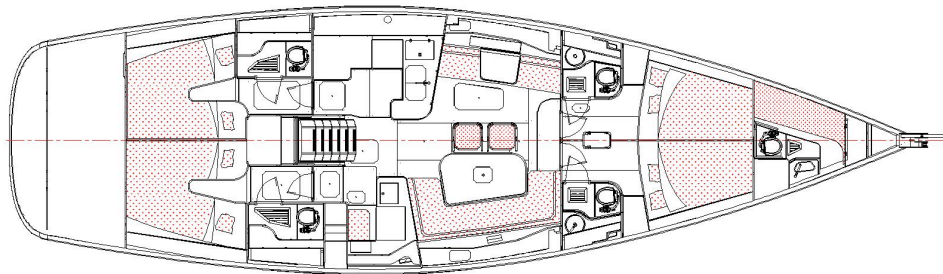
Version 1:	3 cabins, 3 toilets; Volvo D2-75	
------------	----------------------------------	--



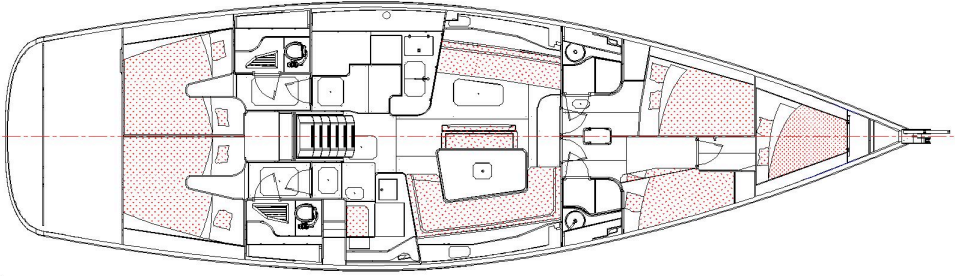
Version 2:	4 cabin, 4 toilets; Volvo D2-75	
------------	---------------------------------	--



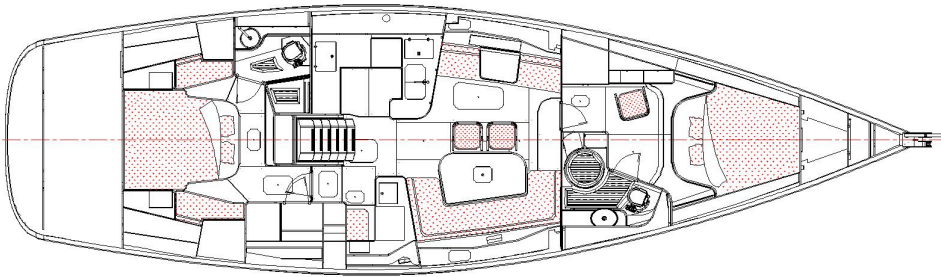
Version 3:	4 cabin, 4 toilets, skipper cabine; Volvo D2-75	
------------	---	--



Version 4:	5 cabin, 4 toilets; Volvo D2-75
------------	---------------------------------

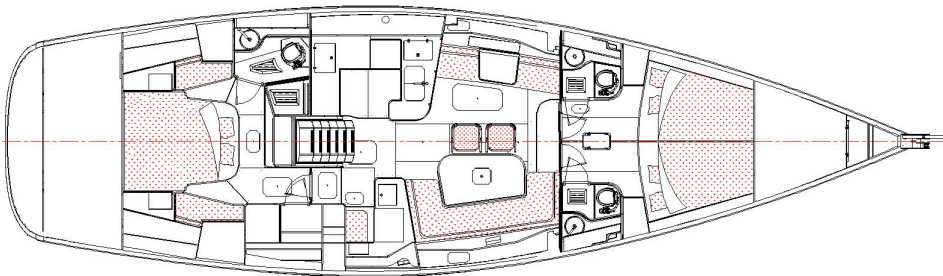


Version 5:	2 cabin, 2 toilets; Volvo D2-75
------------	---------------------------------



* Version 5 - garage is not available

Version 6:	3 cabin, 3 toilets; Volvo D2-75
------------	---------------------------------



* Version 6 - garage is not available

IMPRESSION 514 -TECHNICAL SPECIFICATION

Boat Type	Impression 514 by Elan
Boat Class	Sailboat
Boat Design Category	A "Ocean"
Manufactured by	ELAN d.o.o.
Certification	EC Type Examination Module B+C
Notified body	GERMANISCHER LLOYD
	Head office
	Vorsetzen 35, D-20459 Hamburg, Germany
Length max.	16,10 m
Hull length	15,69 m
Length at waterline	13,76 m
Beam max.	4,68 m
Draft	2,20 m
Airdraft (incl. 1 m antenna)	22,10 m
Unladen weight	18000 kg
Manufacturer's recommended load	2700 kg
Displacement max.	20,70 t
Ballast	6065 kg
Engine power max.	75 hp / 110 hp
Fuel capacity	440 litres
Water capacity	780 litres
Holding tank (optional)	280 litres
Gas bottles (propane/butane)	3 kg
Maximum crew	12 persons
Cabins (version F1-A1)	5
Berths (version F1-A1)	10 + 2
Mainsail	68,30 m"
Genoa	78,00 m"
Gennaker	133,00 m"
I	18,99 m
J	5,48 m
P	18,00 m
E	6,65 m
Design	Humphreys Yacht Design & ELAN design team

IMPRESSION 514 – STANDARD EQUIPMENT

HULL & DECK CONSTRUCTION

Hull

Infusion technology 3D-VAIL (inner frame, main structural ribs infused in one shot together with hull).

Full sandwich hull with partly single skin on loaded areas Multi-axial laminate, vinylester skin coat and isophthalic polyester resin for improved mechanical and chemical properties White hull with grey decoration lines 6 fixed hull portlights (frame in hull colour)

Deck

Sandwich construction technology, polyester resin used for improved thermal and sound insulation, molded non-skid surface on deck and coach roof

KEEL

Standard cast iron keel (Fe) Draft 2,20m

STEERING SYSTEM

Jefa steering system w/- rod draglink, Roller rudder stock bearing.

2 leather covered steering wheels 900mm diameter.

DECK EQUIPMENT

Harken deck gear:

2 Harken winches B50.2STA, Main sheet track on coach roof, Main sheet car with double traveler controls – control lines lead to helmsman stations on port and starboard, German Main sheet system, Genoa tracks with pin stop and double cars, Double deck organizers on both sides (4x4 sheave deck organizer) Harken blocks for halyards, sheets and control lines.

Spinlock: jammers and clutches.

Main sail halyard, reef1, reef2, outhaul, vang, car port, car starboard, sheet port, sheet starboard. Genoa: halyard, furling line.

Dinghy garage for 4 person dinghy (2,60m), Manual opening transom / swimming platform, Teak on swimming platform S/S swimming ladder, Flush lid in cockpit floor to enter garage from top with gas lifting struts,

Teak on cockpit floor and cockpit seats GRP cockpit table with storage box and LED light, Hot & cold shower on aft deck, Halyard and sheet storage boxes in front of helmsman stations, 2 helmsman seats.

Engine controls at starboard helmsman station, storage for 2 gas bottles in port aft cockpit locker with gas lifting struts, 2 side lockers in cockpit with gas lifting struts, 2 side lockers on transom for storage.

Guard rail side gates, double lifelines, S/S grab rails on coach roof S/S grab rails over companionway.

Deck portlights and hatches (14 pcs.) + 2 portlights in cockpit, 2 Dorado vents on coach roof over saloon, Anchor windlass 1500W with foot operated switches in anchor compartment, S/S steamhead with swinging bow roller, Self-draining anchor locker, Teak toe rail, 6 mooring cleats.

PLUMBING SYSTEM / FRESH WATER

Fresh water capacity 780l, Water tanks in saloon below floor boards (4pcs), 2 water fillers on deck, 40l water heater, heated from engine or electricity 230V/110V, Water pressure pump

ENGINE

Volvo Penta D2-75 S-drive diesel engine, 3 blade fixed propeller, 1 alternator 12V/60A, Engine battery 12V/85Ah type AGM, Fuel tank capacity 440l Fuel filler on deck, fuel filter, water separator, engine room sound insulation, engine compartment light

ELECTRICITY

12V and 230V/110V electrical circuits Battery charger Mastervolt, Service battery 2 x 160Ah Engine battery 90 Ah, windlass bank: 12V/160Ah batteries Mastervolt type AGM

Electrical panel: Volt and Battery meter, Water, Fuel and Waste gauges,

12V electrical system: Electric anchor windlass, Pumps, Navigation lights, Interior lights, Refrigerator, Socket at chart table

230V/110V electrical system:

2 x 230V/110V shore cables with socket on aft and foredeck, Sockets at chart table and in galley

Interior lights:

Overhead lighting in cabins, saloon and heads, Reading lights in cabins, Reading spotlight at chart table.

Navigation lights:

Navigation lights on pulpit & pushpits steaming light Anchor light

NAVIGATION EQUIPMENT

1 compass on each helm station, dedicated space for navigation instruments in front of steering wheels and in cockpit table

RIG & STANDING RIGGING

Selden silver anodized keel stepped mast Fractional rig with 3 sets of spreaders, S/S standing rigging, SLR boom, Rigid boom Vang with gas spring, Furler furling system for jib, Mechanical backstay adjuster

RUNNING RIGGING

Mainsail: Main halyard, Reef 1, Reef 2, Outhaul, Vang, Car lines, Mainsheets, Genoa halyard furling line, Genoa 2 halyards, Genoa sheets

INTERIOR- Occume wood interior

AFT LAYOUT

Two aft cabins with separate head compartments, two separate single berths in each cabin, with insert to make double berth, two lockers in each cabin, one with shelves and one for hanging wardrobe, lateral shelf on side of each cabin, storage under berth, hull portlight in both cabins

FORWARD LAYOUT – Port

Double berth cabin with a separate port head compartment, drawers under berth, hanging locker and shelf on side of cabin, hull portlight, 2 opening deck hatches

FORWARD LAYOUT – Starboard

Passage sleeping cabin with an access to front cabin and starboard head compartment, double bunk storage under lower berth, hull portlight, 1 opening deck hatch

FORWARD LAYOUT – Front

Double berth cabin, drawers under berth Locker on stbd side, shelves on each side of cabin, access to anchor windlass motor, 2 opening deck hatches.

GALLEY

L-shaped galley, front opening 12V inox refrigerator (130l) S/S 3 ring cooker with oven mounted on gimbals.

Mixer tap, double sink and strainer, Lockers and drawers (6+5), 1 opening deck hatch above galley, 1 large fixed deck portlight, 1 overhead light 230V/110V socket

SALOON

Height adjustable saloon table, comfortable U shape settee on stbd side, with additional central bench, Large relaxing settee on port, 2 opening deck hatches, 2 large fixed deck portlights, 1 large fixed panoramic portlight, 2 hull portlights, Lockers along the hull on both sides, 8 overhead lights, 2 Dorado vents

NAVIGATION STATION

Chart table 1350mm x 650mm, reading spotlight, lockers and drawers (4pcs), 1 overhead light, laptop space on worktop, 12V socket, 230/110V socket, control panel main switches

TOILETS / HEADS

Manual toilet on sea water, electric bilge pump with automatic switch, shower tap, S/S grab rail, GRP top washbasin, lockers with mirrors, Occume worktop, laminated floorboards, opening deck portlight

MISCELLANEOUS

2 winch handles, 3 fire extinguishers, flagpole and owner's manual

LUXURY INTERIOR PACK
Teak interior & Oak floorboards
Teak floor in heads
McCoy Emilia Latches
Tandem drawers
Ceramic sinks fitted in all heads
Damixa and Cox taps
Mariner Cooker with oven
Teak chairs in saloon
Drinks and glasses cabinet with dedicated space to receive a television & DVD player
Krisma Toilet accessories
24V ELECTRICAL SYSTEM PACK
24V electrical system
24V reading lights (double amount) + led diodes
Combi 2kW/100A 24V
Lofrans X3 1500W (24V) Anchor windlass
Chain counter for Anchor windlass
Upgrade to 24V electric toilets throughout
Alternator Mastervolt 130A 24V
HYDRAULIC PACK (ONLY WITH 24V SYSTEM)
Hydraulic opening transom
Hydraulic folding transom steps
NAVIGATOR's PACK 1 Raymarine
RAYMARINE ST60+ Tridata System
RAYMARINE ST60+ Wind System
RAYMARINE Autopilot ST 6002 SPX30
NAVIGATOR's PACK 2 Raymarine
Raymarine ST 70 Wind, Speed, Depth System
Raymarine ST 70 2 x Display
Raymarine Autopilot system ST 70
NAVIGATOR's PACK 3 Raymarine
Raymarine ST 70+ Wind, Speed, Depth System
Raymarine ST 70+ 2 x Display
Raymarine ST70+ keypad
Raymarine Autopilot system ST 70+ (Smart Pilot SPX30)
HULL & DECK
Transport foil protection & loading
Grey hull
Blue hull
Water line color different from standard grey (according to selection)
Teak on deck - side passage (14m ²)
Full teak deck (20m ²) including flush hatches (5 pcs)

SAILS & RIGGING
SELDEN mast upgrade to: inmast mainsail furling system - manual inmast mainsail furling system – electric (ONLY WITH 24V SYSTEM)
SELDEN mast upgrade to White mast package (white painted mast and boom, V spreaders with integrated lights): standard mast inmast mainsail furling system – manual inmast mainsail furling system – electric (ONLY WITH 24V SYSTEM)
Manual hydraulic backstay tensioner and boomvang Holmatro Electrical hydraulic backstay tensioner and boomvang Holmatro (ONLY WITH 24V SYSTEM)
Standard Mainsail and furling Genoa (all Hi modulus Dacron) Full batten Mainsail and furling Genoa (all Hi modulus Dacron) Roll Mainsail (Dacron AP) and furling Genoa (Hi modulus Dacron) Roll full batten Mainsail and furling Genoa (all Hi modulus Dacron) Lazy jacks and lazy bag (including mast closure)
Gennaker Gennaker roll with roll system
ENGINE & INSTALLATIONS
Volvo Penta D3-110 engine Shaft drive with hydraulic gear box Gori Dynamic folding propeller 24 x 16 3 RH/LH 1 alternator 12V / 120A 1 alternator 24V / 110A Gori Dynamic folding propeller 20 x 15 x 3 LHS/RHS for D2-75 HP engine Bow thruster Max Power CT165 12V Bow thruster Max Power CT165 24V (ONLY WITH 24V SYSTEM) Heating Webasto AIR TOP EVO (2 x 5500) Air Conditioning Webasto with 34000 BTU (three units) WBCC9 in forward cabin WBCC20 in saloon WBCC5 in aft cabins Generator Mastervolt - Whisper 8 (6,4kW) Electrical deck wash pump inside anchor compartment
DECK EQUIPMENT
Upgrade for Main winches - Harken: 2 x 60.2STA 2 x B70.2 STA Chrome 2 x B80.2 STC Chrome 2 x Electric B70.2 Chrome (ONLY WITH 24V SYSTEM) 2 x Electric B74.2 Chrome (ONLY WITH 24V SYSTEM)
Winches for Genoa - Harken: 2 x 50.2STA 2 x 60.2STA 2 x B70.2 STA Chrome 2 x B80.2 STA Chrome 2 x Electric B70.2 Chrome (ONLY WITH 24V SYSTEM) 2 x Electric B80.2 Chrome (ONLY WITH 24V SYSTEM)
Gennaker deck gear (incl. sheets and Harken deck equipment) Cockpit cushions (cockpit seats) Sun cushions (foredeck and aft cockpit) Sprayhood in hull colour Bimini in hull colour Hydraulic opening transom / swimming platform (ONLY WITH 24V SYSTEM) Besenzone Hydraulic gangway (PI380 Teak) (ONLY WITH 24V SYSTEM) Carbon gangway 216cm 2 x Carbon steering wheel 914mm "Elan design" Electric Grill box on port side and sink box with hot/cold water on starboard side in aft cockpit

INTERIOR COMFORT
Classic floor boards
Upgrade to electric marine toilets
Double berth in saloon
Choice of upholstery:
Leather (saloon only)
Alcantara (saloon only)
Additional fridge (only by owner's aft cabin - AV2)
Freezer instead of strainer in galley
Microwave
Kitchen hood
Carpet set in saloon
ELECTRONICS
Additional battery AGM 12/160
Inverter / Charger Sterling Power Procombi S 12V-2500W/70A-230V
Inverter / Charger Sterling Power Procombi S 12V-3500W/100A-230V
Battery monitor Sterling Power PMP1+S200A 12V-24V
RAYMARINE AUTOPILOT SPX 30 ST6002
RAYMARINE AUTOPILOT SPX 30 ST70
RAYMARINE C90W display with GPS antenna
RAYMARINE E90W display with GPS antenna
RAYMARINE Radar ANTENNA 4kw HD 18" digital
RAYMARINE ST 60+ GRAPHIC
RAYMARINE ST 70 additional display
Raymarine ST 70+ display (only available with ST 70+ keypad)
Raymarine ST 70+ keypad
VHF RAYMARINE 49 E with GPS and VHF antenna
VHF RAYMARINE 240 EU (E42002) with GPS and VHF antenna
VHF RAYMARINE 240 EU 2 nd station in cockpit
RAYMARINE smart controller (remote control)
RAYMARINE connection (chart plotter to TV)
RAYMARINE connection (chart plotter to PC)
RAYMARINE AIS250 RECEIVER
RAYMARINE AIS500 - CLASS B TRANSCEIVER
ENTERTAINMENT
Sony LCD wire, water proof radio hand control in cockpit (only available with Audio or Video pack)
iBoat DH
AUDIO Pack
Sony radio GT640UI: CD, MP3, WMA; USB, AUX with hand controller
Sony indoor speakers XS1326, 150W
Sony outdoor speakers MR1610, 140W
VIDEO Pack
LED TV Samsung 22" DVB-T, C Tuner, USB, with TV holder
Glomex 9125 DVB-T antenna, with holder
Sony radio MEX-DV1600, DVD, MP3, WMA, AAC, DivX, MPEG-4,USB, AUX with hand controller
Sony indoor speakers XS1326, 150W
Audio package 3 – Saloon (ONLY WITH 24V SYSTEM and LUXURY INTERIOR Pack)
Bose Lifestyle 18 DVD player with Acoustimass module and five virtually invisible speakers in saloon
Sony Bravia 26" LCD mounted on an electric lift
Antenna Glomex
iBoat DH
2 x waterproof speakers in cockpit