



Elan Marine d.o.o.

Begunje 1, SI-4275, Begunje na Gorenjskem, Slovenia, Phone: +386 4 535 13 70, Fax: +386 4 535 13 60, E-mail: elan.marine@elan.si



www.elan-yachts.com

 **Impression 514**
by *elan*

**Impression 514
is the largest sailing yacht
Elan yard has ever made.**

Prestigious, modern and luxurious, the new Impression 514 bluewater cruiser sets a new benchmark for yachts in its class. Streamlined and elegant, her captivating style promises blissful cruising and endless enjoyment.

The semi deck saloon opens out into voluminous space, with overhead and side panoramic windows providing welcoming natural light and an excellent view. Spacious L-shaped chef's galley, relaxing U-shaped lounge area to starboard with two arm chairs to port and an abundance of storage throughout. The selection of various interior layouts with up to 5 beautifully appointed cabins and large en-suite bathrooms offer the owner the possibility to custom design.

On deck the vast cockpit area provides excellent comfort, the twin wheel steering system offers both a perfect position for the helmsman and excellent access to the transom. Ergonomically positioned winches are designed for easy handling with minimum crew.

The push of a button opens the garage door which serves as a large swimming platform when fully opened, creating easy access to the water and additional entertainment area. Designated garage space stores a Tender up to 2.60 metres in length. BBQ grill to port and sink with hot and cold water to starboard while a retractable hydraulic gangway eases the access on and off the yacht.

The Impression 514 is a sailing yacht whose illustrious pedigree is a promise for excellence and quality throughout.

The hallmark of the designer Rob Humphreys guarantees performance, stability and hull speed. The latest design and technology combined with years of skilled craftsmanship, quality of the joinery and fine attention to detail are all encompassed in her distinctive style to satisfy the most discerning owner.

Optimised keel, tall keel-stepped rig and clear deck with high quality deck gear all combine to give the owner and crew a rewarding and relaxing sail.

The design and build pedigree is the best testament for any serious bluewater cruiser. Rob Humphreys' masterful configuration of the keel, rudder, rig and hull design produces a perfectly balanced yacht with remarkably high stability and excellent response.

The hull is molded in a one step process using highly advanced technology based on environmentally friendly 3D vacuum-assisted lamination. This advanced technique considerably improves the strength and mechanical properties of the hull laminate by as much as 50%. The hull's powerful inner structure ensures that all loads from the keel and rig are distributed effectively with a minimum flexing of the hull.

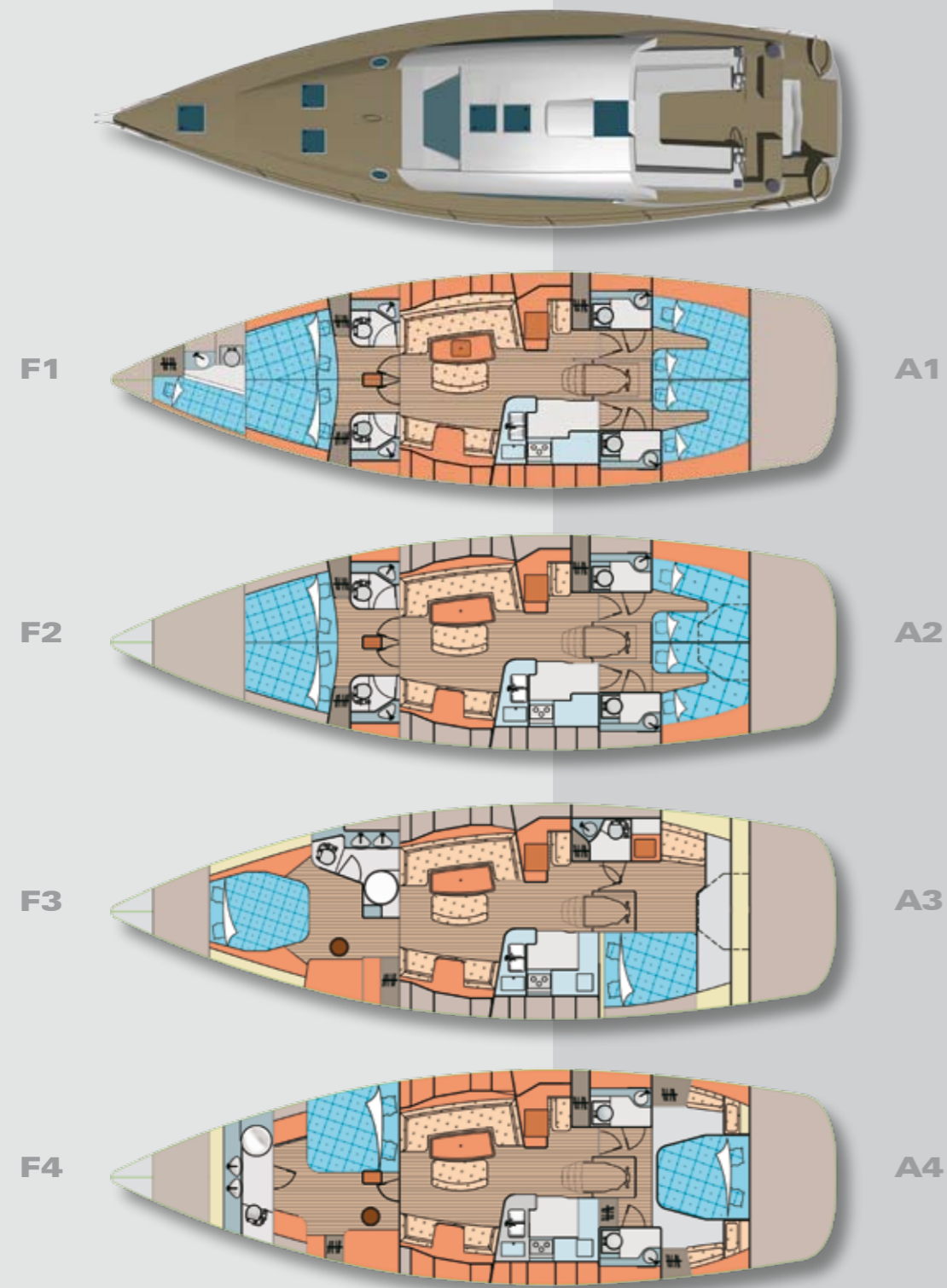
All Elan sailing yachts meet the highest Germanischer Lloyd's Type Test Standard with emphasis on both safe and fast sailing.







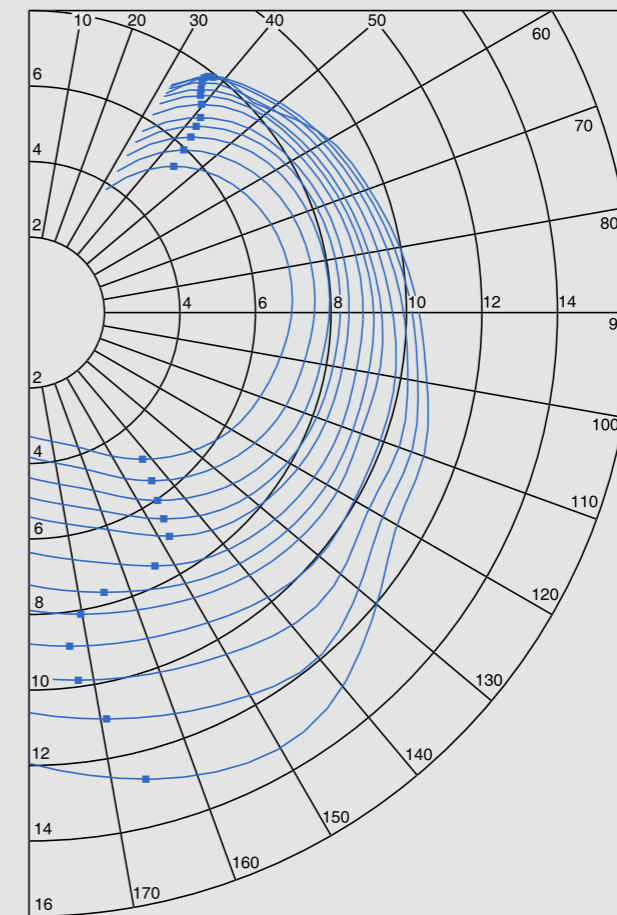
Interior Layouts



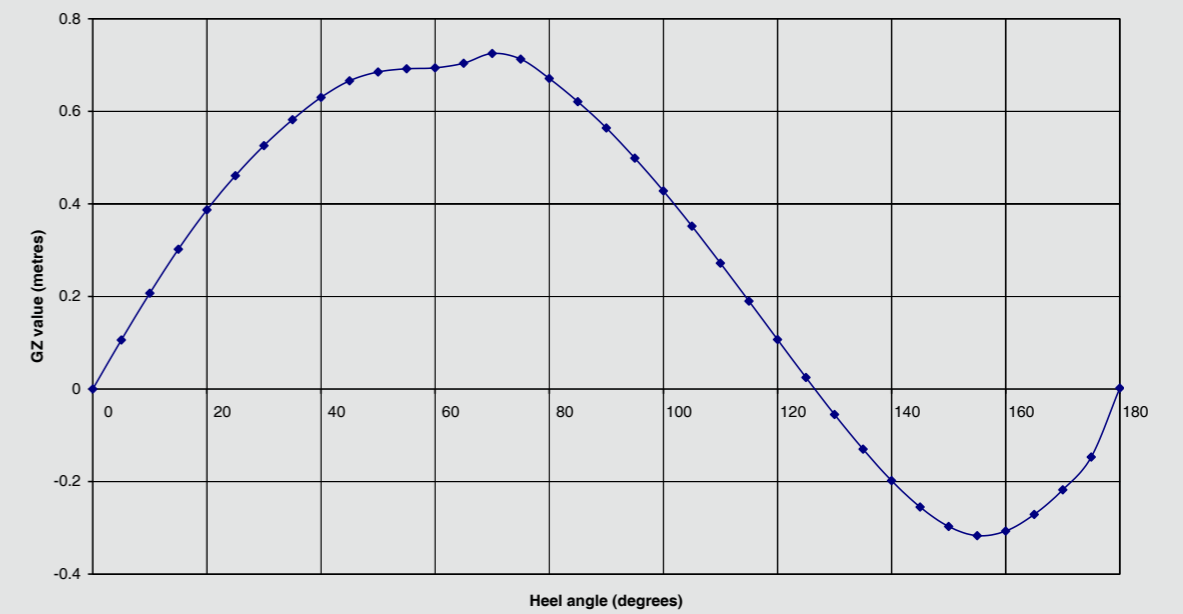
Performance

Impression 514.
by *elan*

Polar diagram



Stability curve



Technical specifications



Lenght overall	16,10 m
Hull lenght	15,69 m
Beam	4,68 m
Draft	2,20 m
Displacement	approx. 18000 kg
Engine	75/110 HP
Water capacity	780 l
Fuel capacity	440 l
LWL	13,76 m
Main sail	68,3 m²
Genoa (135%)	78 m²
Gennaker	133 m²
I	19,40 m
J	5,48 m
P	17,98 m
E	6,65 m
Boat design category CE	A
Design	Rob Humphreys

Preliminary Standard Equipment List

Impression 514.
by *elan*

Hull & Deck Construction

Hull

3D-VAIL infusion technology (inner frame main structural ribs infused in one shot together with hull)
Full sandwich hull with partly single skin on loaded areas. Multiaxial laminate, vinylester skin coat and isophthalic polyester resin for improved mechanical and chemical properties
White hull with grey decoration lines
6 fixed hull portlights (frame in hull colour)

Deck

VAIL infusion technology, sandwich construction for thermal and sound isolation
Moulded non-skid surface on deck and coach roof

Keel

Standard cast iron keel (Fe)
Draft 2,20m

Steering system

Jefa rod steering system
Roller rudder stock bearing
Two leather covered steering wheels diameter 900mm

Deck equipment

Harken deck gear:

Two Harken winches B70.2STA
Main sheet track on coach roof
Main sheet car with double traveler controls - control lines leads to helmsman stations on port and starboard
Main sheet leads to helmsman stations on both sides (as german system)
Genoa tracks with pin stop holes and double cars
Double deck organizers on both sides (4 x 4 sheave deck organizer)
Harken blocks for halyards, sheets and control lines

Spinlock jammer:

Main sail: halyard, reef1, reef2, outhaul, vang, car port, car stbd, sheet port, sheet stbd
Genoa: halyard, furling line
Dinghy garage for 4 person dinghy (2,60m)
Hydraulic opening transom / swimming platform
Teak on swimming platform
Stainless steel swimming ladder
Hydraulic aft cockpit / transom stairs
Flush lid in cockpit floor to enter the garage from top with gas lifting shocks
Teak on cockpit floor and cockpit seats
Teak cockpit table with top opening fridge, storage box and LED light
Hot & cold shower on aft deck
Halyard and sheet storage boxes in front of helmsman stations
Two helmsman seats

Preliminary Standard Equipment List

Deck equipment

Deck cockpit light in boom
 Engine controls at starboard helmsman station
 Storage for 2 gas bottles in port aft cockpit locker with gas lifting struts
 Two side lockers in cockpit with gas lifting struts
 Two side lockers on transom for storage
 Guard rail side gates on both sides
 Double lifelines
 Integrated S/S hand grab rail in coach roof on both sides
 S/S grab rail over companion way
 Deck portlights and hatches (14 pcs) + 2 portlights in cockpit
 Two Dorade vents on coach roof over saloon
 Anchor windlass 1500W with foot switches in anchor compartment
 Stainless steel steamhead with swinging bow roller (integrated gennaker fitting as option)
 Self-draining anchor locker
 Foredeck sail storage (with optional skipper's cabin in forward version1)
 Teak toe rail
 6 mooring cleats (2 foredeck, 2 midship, 2 aft)

Plumbing system / Fresh water

Fresh water capacity 780l
 Water tanks in saloon below floor boards (4 pcs)
 Two water fillers on deck
 40l water heater, running from engine or electricity 230V / 110V
 Water pressure pump

Engine

Volvo Penta D2-75 diesel engine
 S-Drive
 1 alternator 12V/60A
 1 alternator 24V /110A
 3 blade fixed propeller
 Engine battery 85Ah type AGM
 Fuel tank 440l
 Fuel filler on deck
 Fuel filter / water separator
 Engine room sound insulated
 Lighting in engine compartment

Preliminary Standard Equipment List



Electricity - BUS system

12V, 24V and 110V / 230V electrical circuits
 Battery charger Mastervolt
 Service battery bank: 24V / 320Ah batteries Mastervolt type AGM

Electric panel: Volt and Battery meter
 Water / Fuel / Waste gauges

24V electric equipment:

Electrical anchor windlass
 Electrical winches (as option)
 Pumps
 Navigation lights
 Interior lights
 Refrigerator
 Freezer

Shore power: 2 x 110V / 230V shore cable with socket on aft and foredeck

Outlets 110V / 230V at / in:

Chart table
 Forward cabin
 Aft cabin
 Galley
 Saloon
 Heads (inside locker)

Interior lights: Overhead lighting in cabins, saloon, galley and heads
 LED lights below steps on companion way, steps in saloon, aft and foreward cabin
 Reading lights in saloon and cabins
 Automatic night light on companion way

Navigation lights: Navigation lights on pulpit & pushpit
 Steaming light
 Anchor light

Navigation equipment

1 compass on each helm station
 Dedicated space for navigation instruments in front of steering wheels and in cockpit table

Interior (std)

Teak interior

Aft layout (version1)

Two aft cabins with separate head departments
 Two separate single berths in each cabin with insert to make double berth
 Two big lockers in each cabin, one with shelves and one with hanging wardrobe
 Lateral shelf on side of each cabin
 Storage under berth

Preliminary Standard Equipment List

Preliminary Standard Equipment List



Interior (std)

Forward layout (version3)

- Owner forward cabin
- Owner double bed in the middle of the cabin
- Owner's head department on starboard side with separate shower stall
- Office table with chair on port side
- Two drawers under berth
- Double hanging and shelves locker on port
- Lockers on both sides along the cabin above the bed

Plywood varnished floor boards

Galley

- Headroom 2250mm
- L - shaped galley
- Front opening 24V inox refrigerator (130l)
- S/S 3 ring cooker with oven mounted on gimbals
- Mixer tap
- Double sink
- Lockers and drawers (6 + 5 pcs)
- 1 opening deck hatch above galley
- 1 large deck portlight
- 2 overhead lights
- 2 lights above worktop
- 2 x 220V socket
- Strainer

Saloon and Lounge

- Headroom 2100mm
- Liftable saloon table
- Comfortable U shape settee around the table
- Two movable chairs around the table
- 2 opening deck hatches
- 2 large side deck portlights
- 1 large panoramic portlight
- 2 hull portlights
- Lockers along the hull on both sides
- 9 overhead lights
- 2 Dorado vents

Lounge area (port saloon side): Two fixed armchairs on port side

- Club table
- 110V / 230V socket
- Space for wine bottles
- Space for glasses

Navigation Station

- Chart table 1350mm x 650mm
- Reading spotlight
- Lockers and drawers (4 pcs)
- 2 overhead lights
- Laptop space on worktop
- 12V socket
- 110V / 230V socket
- Control panel
- Main switches

Toilet / Head

- Two black water tanks (separate for aft and forward cabins) with discharge on deck or sea and each with macerator pump
- Electric marine toilets on sea water
- Electric bilge pump for each head with automatic switch
- Shower tap
- S/S grab rail
- Glass top washbasin
- Mirror in hanging locker
- Teak worktop

Rig & Standing rigging

- Selden silver anodised keel stepped mast
- Fractional rig with 3 sets of spreaders
- Stainless steel standing rigging
- SLR Boom
- Rigid boom vang with gas spring
- Furlex furling system for jib
- Backstay adjuster (mechanical)

Running Rigging

Main Sail: Main halyard

- Reef 1
- Reef 2
- Outhaul
- Vang
- Car line port
- Car line stbd
- Sheet port
- Sheet stbd

Genova: Genoa halyard

- Furling line
- Genoa 2 halyard

Other: Messengers

- Preparation for cutter stay